

OHG

67.205.147.162 with 10 VUs

Table of Contents

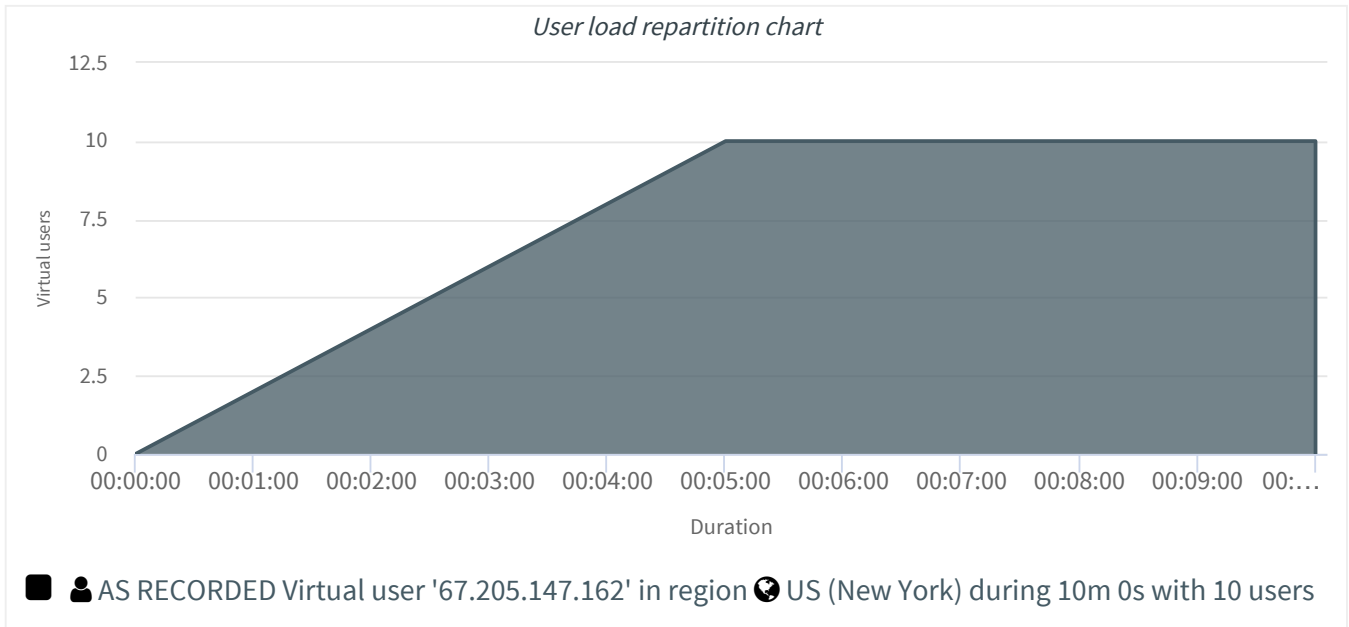
Index	Chapter
<u>1.</u>	Test Summary
<u>2.</u>	Statistics summary
<u>3.</u>	Results Summary
<u>3.1.</u>	Hit rate and response time under load
<u>3.2.</u>	Request details
<u>4.</u>	Result breakdown
<u>4.1.</u>	Response time and percentiles
<u>4.2.</u>	Throughput
<u>5.</u>	Error Details

1. Test Summary

This document presents the load testing report of the project: Stress-Apache - version apache: version so: hw so: site vm:

The test started at 03/18/2017, 01:22:42 and lasted for 10m 0s.

The user load was distributed as defined in the scenario: 67.205.147.162 with 10 VUs.



2. Statistics summary

This chapter presents the global statistics summary.



Hits count

4633 hits



Errors count

2314 errors



Avg. response time

0.004 sec



Latency standard deviation

0.004 sec



Throughput rate

43.7 KB/sec

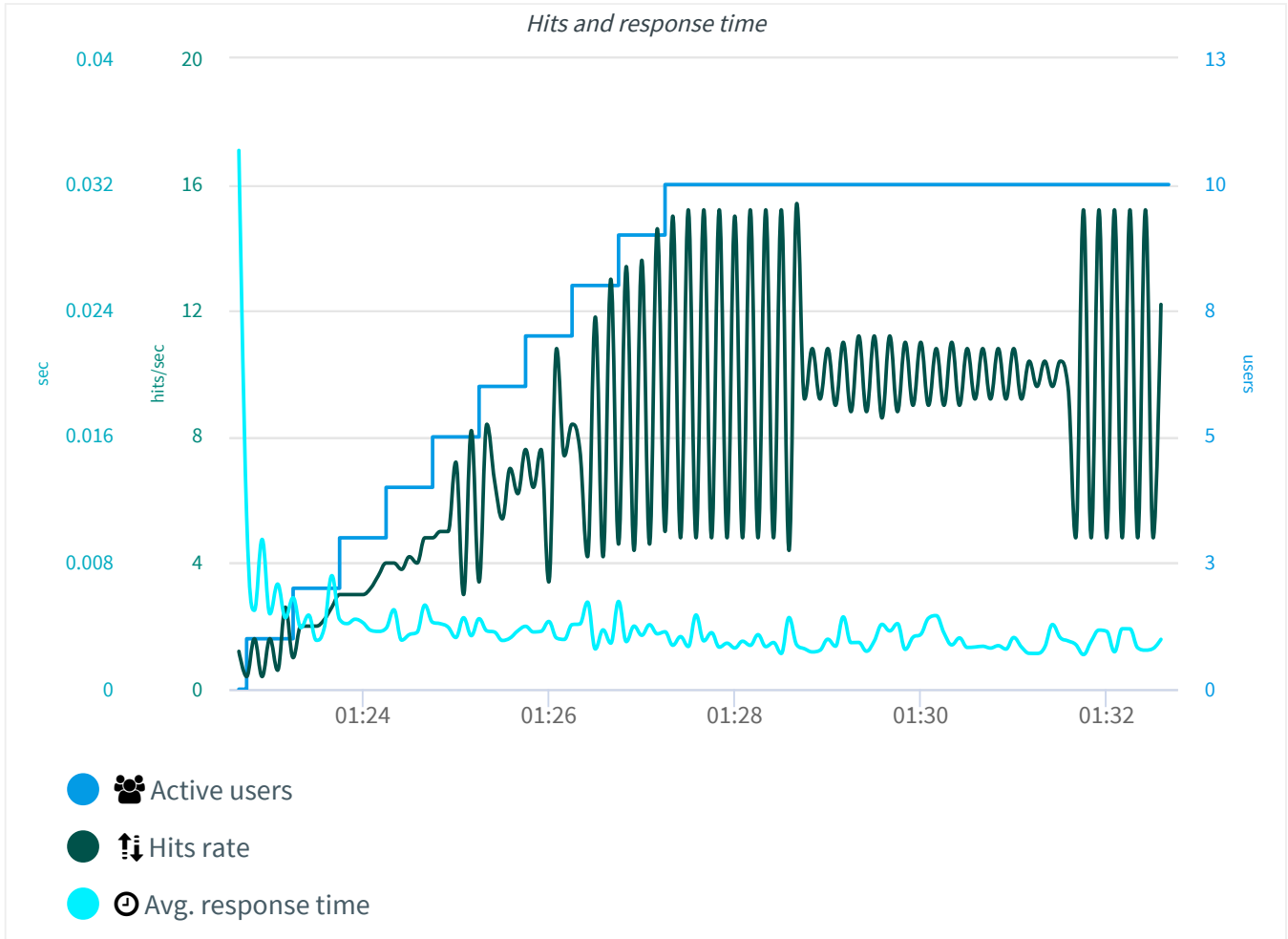


Total throughput

25.4 MB

3. Results Summary

3.1. Hit rate and response time under load

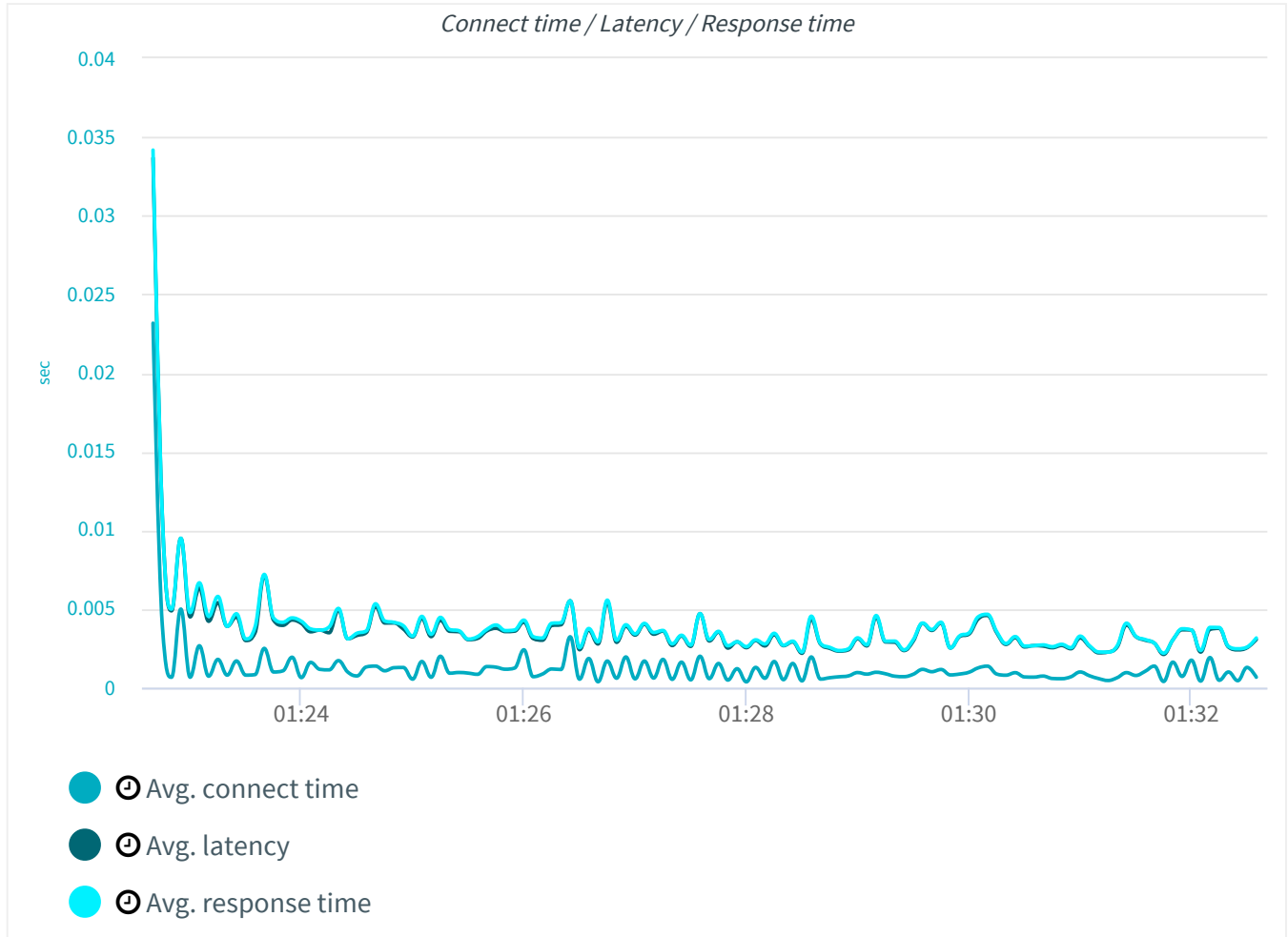


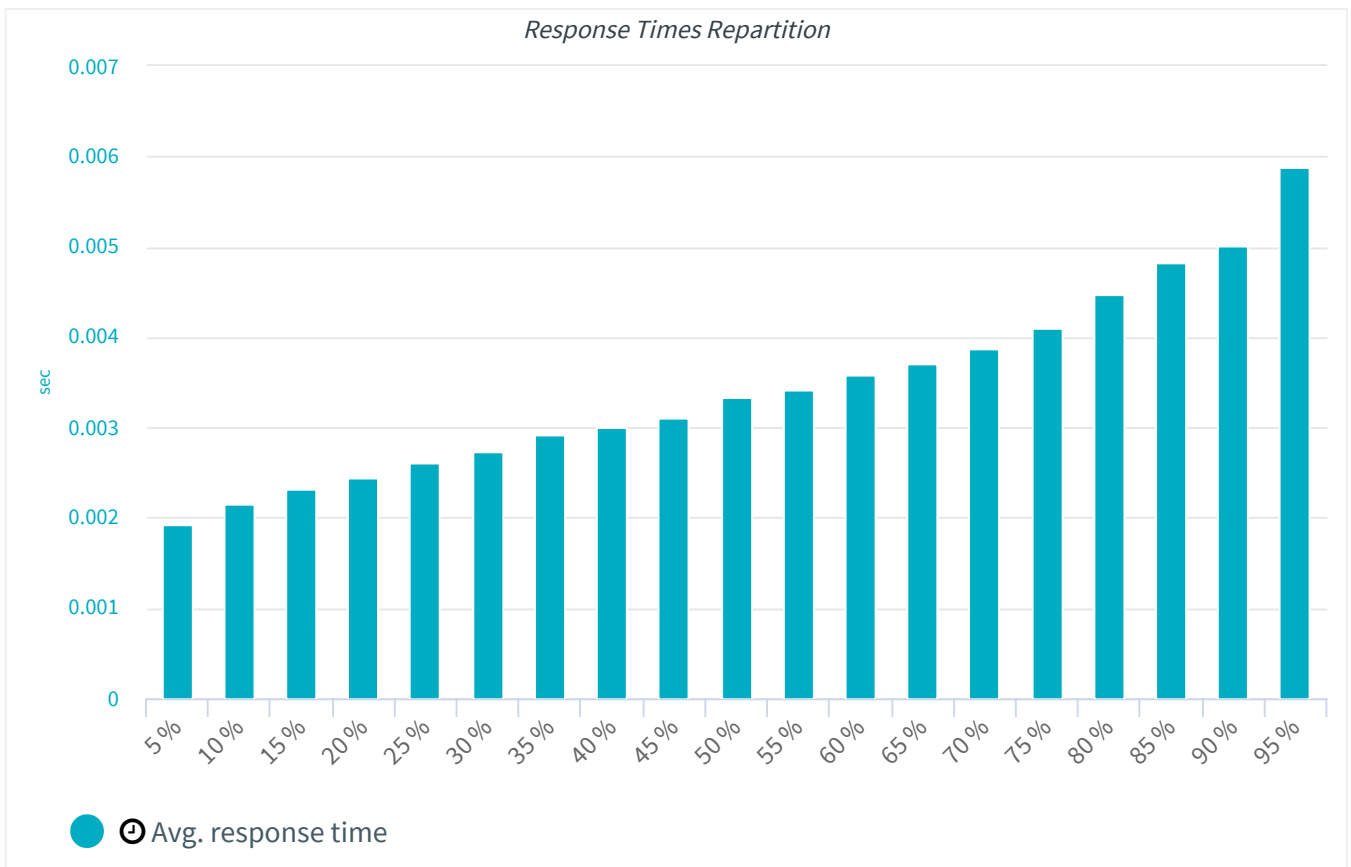
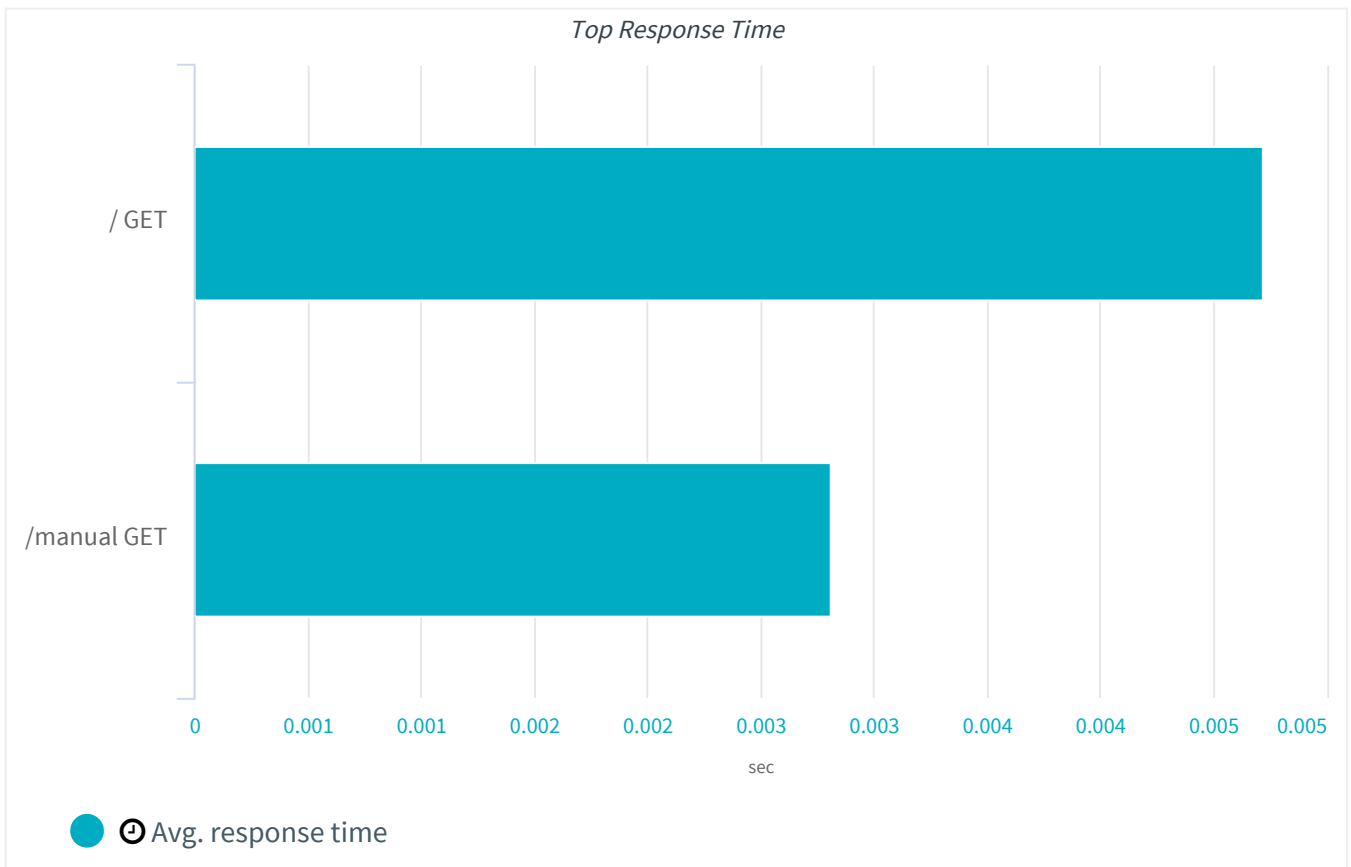
3.2. Request details

Action	Avg. response time (sec) ▼	Results		
		Response time percentile 90 (sec)	Hits count (hits)	Errors count (errors)
📄 /	0.005	0.006	2319	0
📄 /manual	0.003	0.004	2314	2314
Total Items: 2				

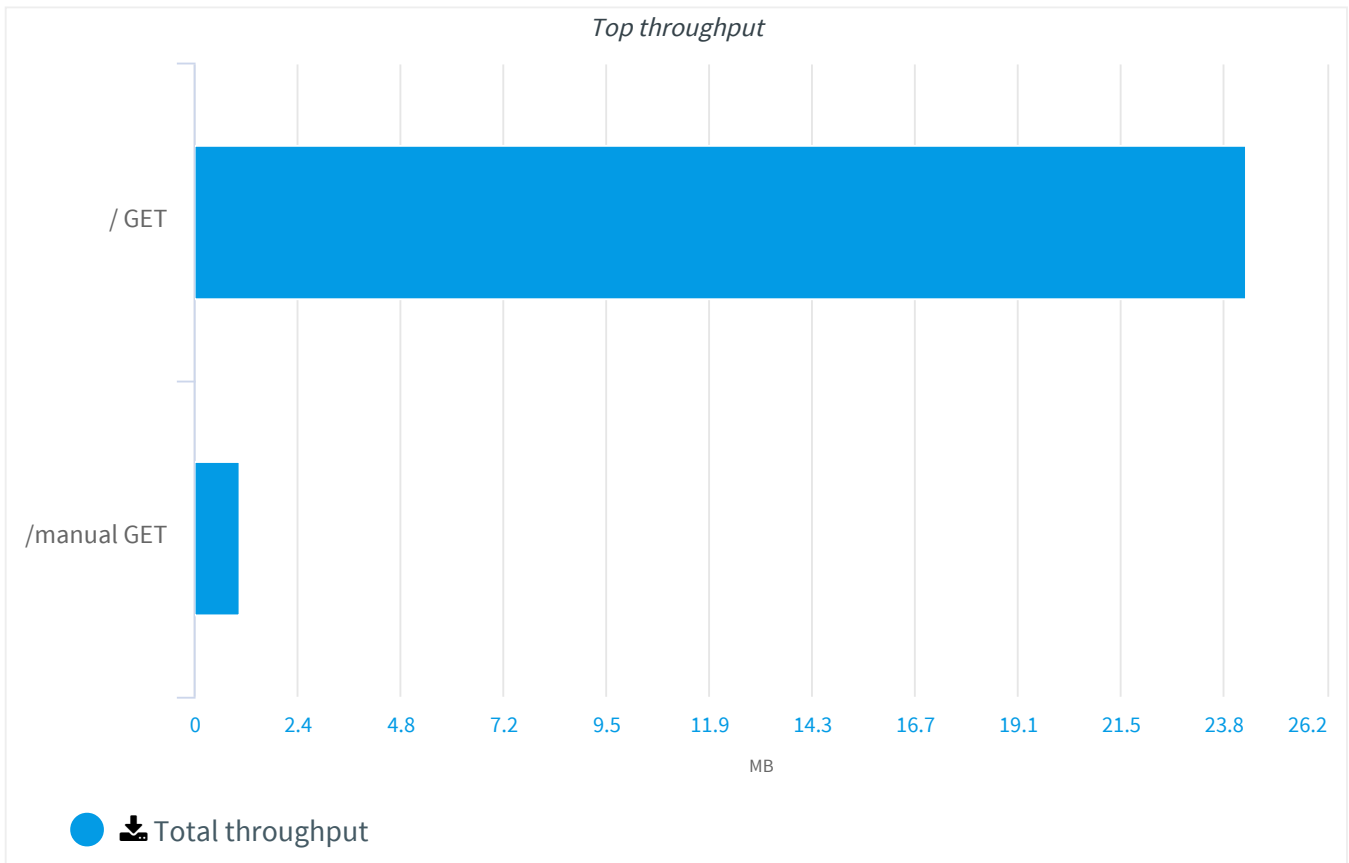
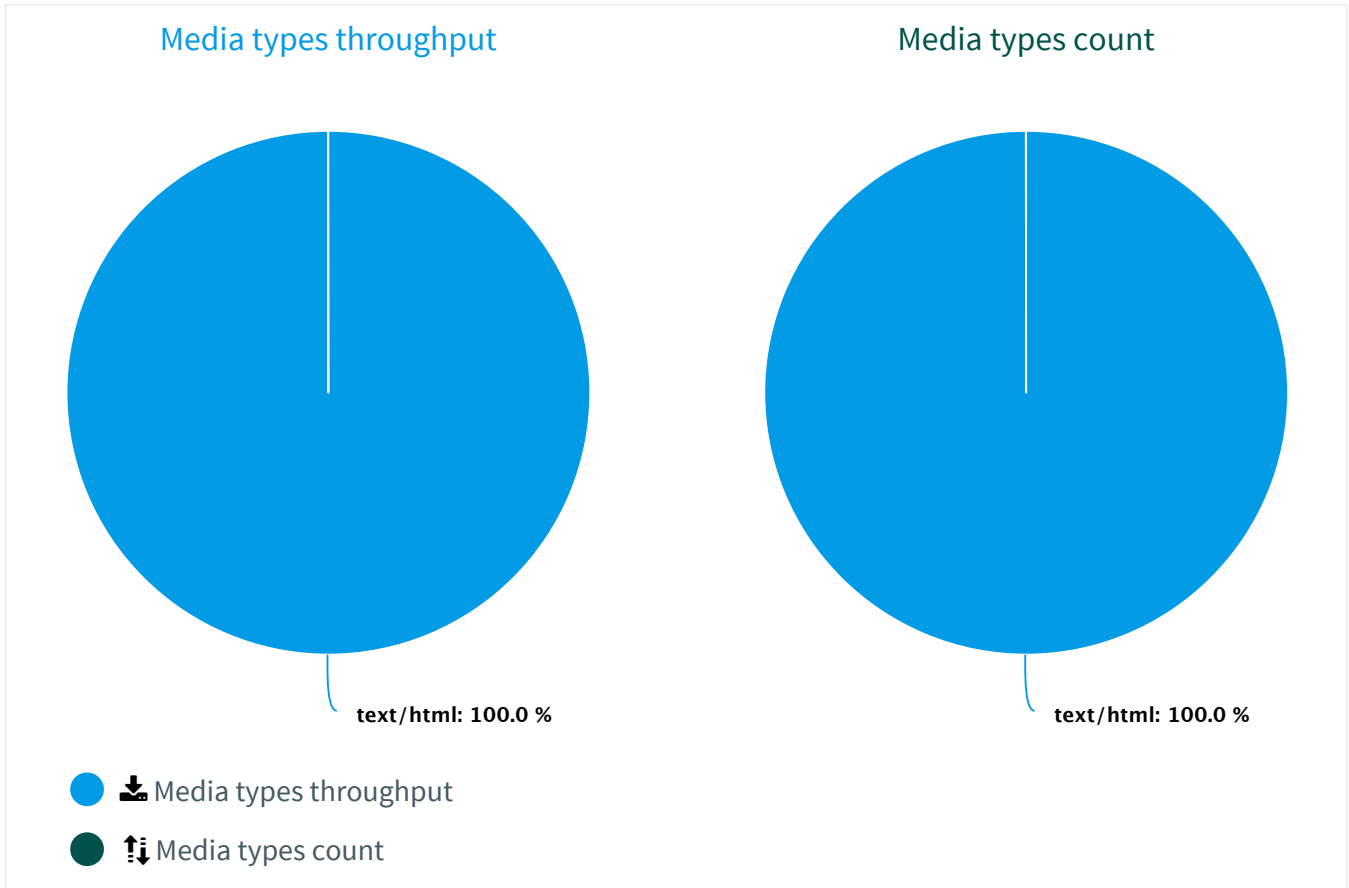
4. Result breakdown

4.1. Response time and percentiles



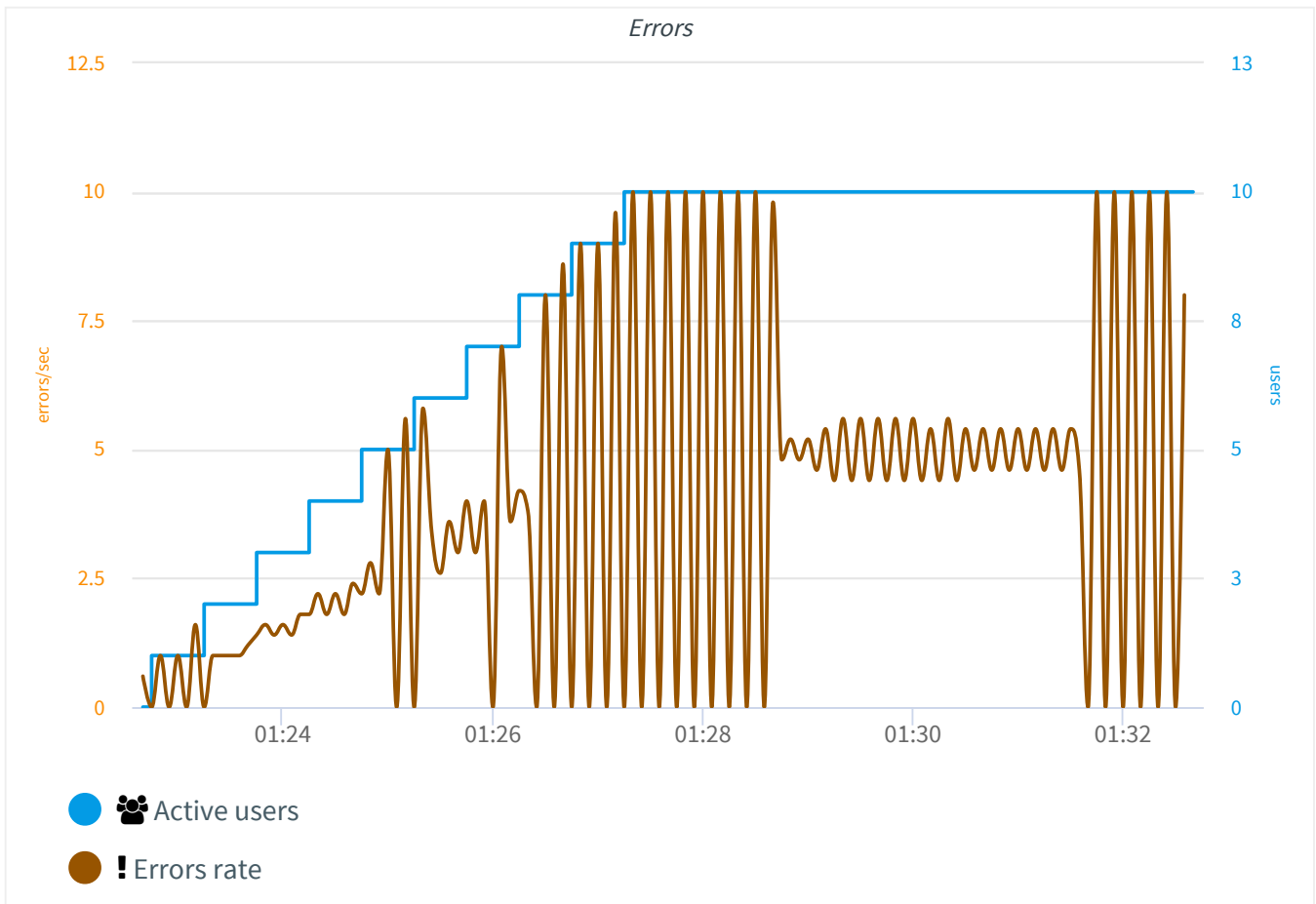


4.2. Throughput

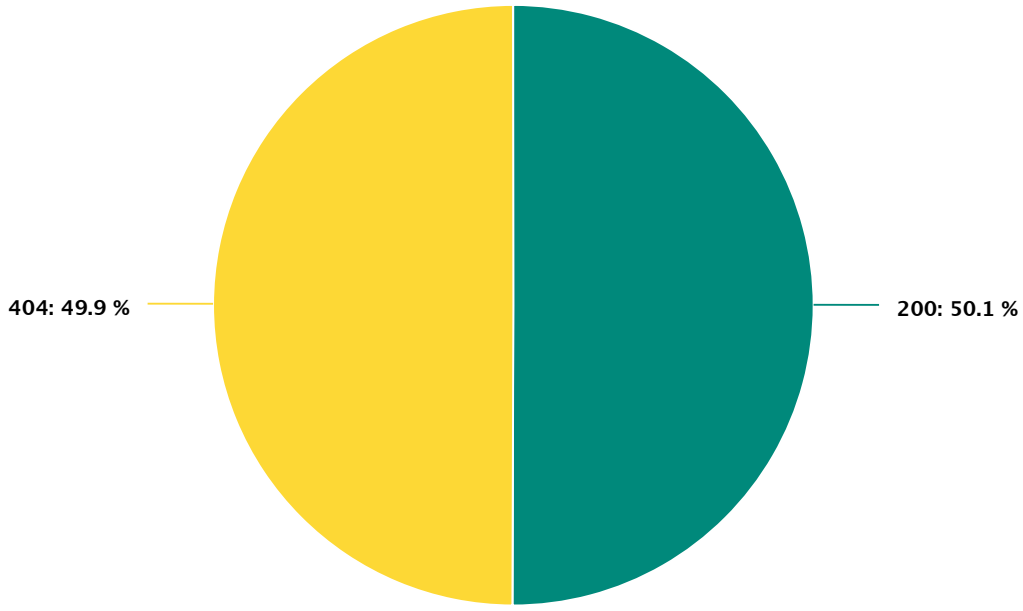


5. Error Details

This chapter presents the error rate and detailed errors.



HTTP response codes



⬆️ HTTP response codes

Errors

Time ▲	Action	Error
03/18/2017, 01:23:24	⬇️ /manual	HTTP Status code: 404 Not Found
03/18/2017, 01:23:25	⬇️ /manual	HTTP Status code: 404 Not Found
03/18/2017, 01:23:26	⬇️ /manual	HTTP Status code: 404 Not Found
03/18/2017, 01:23:27	⬇️ /manual	HTTP Status code: 404 Not Found
03/18/2017, 01:23:28	⬇️ /manual	HTTP Status code: 404 Not Found
03/18/2017, 01:23:29	⬇️ /manual	HTTP Status code: 404 Not Found
03/18/2017, 01:23:30	⬇️ /manual	HTTP Status code: 404 Not Found
03/18/2017, 01:23:31	⬇️ /manual	HTTP Status code: 404 Not Found
03/18/2017, 01:23:32	⬇️ /manual	HTTP Status code: 404 Not Found
03/18/2017, 01:23:33	⬇️ /manual	HTTP Status code: 404 Not Found
03/18/2017, 01:23:34	⬇️ /manual	HTTP Status code: 404 Not Found
Total Items: 50		

🚫 No threshold alarms.

Appendix

Glossary

- **Active users/User Load:** Number of active users as defined in the load test scenario.
- **Assertions:** Count of assertions in error, failed, or successful. Assertions in error or failed lets you know that your servers did not answer as you expected.
- **Connect Time:** Time between the request and the server connection. This represents the time it took to establish the connection, including SSL handshake.
- **Containers:** Logical action which lets you group a set of requests. Usually containers correspond to a screen or web page for a better readability of the results.
- **Errors:** Count or rate of errors that occurred. Errors may happen if your virtual user is not properly designed. Otherwise, errors may be the sign that your servers are overloaded.
- **Hits:** Count or rate of hits (requests) that occurred. Hits indicate the level of load simulated to the server during the test. They should be inversely proportional to the response time.
- **HTTP Response code:** Code sent by the server indicating the status of the response to an http request. As a general rule, codes such as 1XX, 2XX and 3XX indicate a success whereas codes starting with 4XX or 5XX indicate a failure.
- **Latency:** Time between the request and the first response byte. This measures the latency from just before sending the request to just after the first response has been received. This includes all the processing to assemble the request as well as the first part of the response.
- **Percentile:** A percentile (or a centile) is a measure used in statistics indicating the value below which a given percentage of observations in a group of observations fall.
- **Response time:** Time between the request and the end of the response. Also called server response time because it does not includes the client rendering time. The response time includes both the latency and the connect time.
- **Standard deviation:** Simply the square root of the variance. It's easier to compare to other metric types using a common unit.
- **Throughput:** Bit rate in Bytes per second. Amount of data exchanged between the simulated clients and the servers.
- **Variance:** The variance quantifies the dispersion of the metric. A variance close to 0 indicates that the metric values tend to be very close to the mean, while a high variance indicates that the values are spread out over a wider range. Its unit is the square of the metric unit.